

Year 1 Social impact dashboard - 2018

Projects supported
22

Beneficiaries
7208

Grants distributed
£41,897

Vital Sign themes supported

Mental Health and Wellbeing

£22,497

Inequality and hidden poverty

£4,395

Loneliness and social isolation

£15,005

Beneficiaries

People with disabilities	26%
Local residents	23%
Older people	20%
People with mental health issues	14%
Children & Young people	9%
People living in poverty	8%

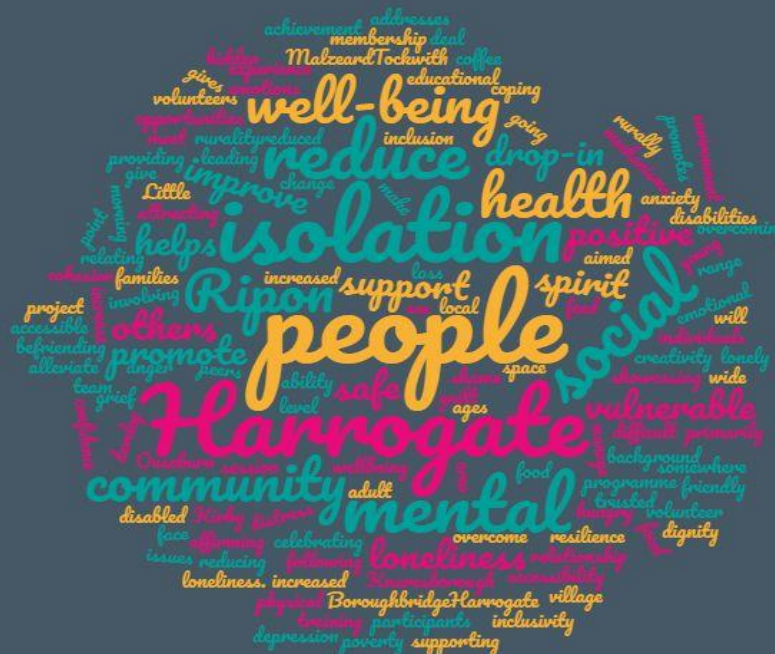
Year 1 Social impact dashboard - 2018

Needs identified by partners

Average award size
£1,904

Average size of organisation supported
30 volunteers
0.63 full time staff
2.3 part time staff

Types of organisations
13 charities
8 Community Groups
1 CIC





Year 1 Social impact dashboard - 2018

Number of *Friends*

118

Value of endowment March 2018

£355,459

Value of endowment Sept 2018

£382,832

Sources of income in year









Harrogate Borough Council £30,000	Harry Bolland Trust £8,439
	Donations £4,798
	Contribution other TRCF funds £3,200

Added Value activity

- **Volunteer business fundraiser appointed (Geoff Dunning)**
- **Employer supported volunteering programme with Rudding Park**
- **3 “Friends” events held**
- **TLF promotion at various community events (e.g. Business Awards, Yorkshire Day, Volunteer Oscars)**
- **Local media coverage - 21 articles & 1 podcast**
- **Featured in national research report**

Year 1 social impact dashboard 2018

TLF Dashboard 2018 postcode data.csv

-  Local residents
-  Older People
-  Children and Young People
-  People living in poverty
-  People with learning difficulties
-  People with mental health issues
-  People with multiple disabilities
-  People with physical difficulties

